

Getting Started with Adobe Connect

Before your meeting...

Run the connection test to be sure your computer is fully equipped with everything you need. Visit http://na1cps.adobeconnect.com/common/help/en/support/meeting_test.htm

How to access a meeting

ADOBE® CONNECT™


Adobe Connect Demonstration

Enter as a Guest

Name

Enter Room

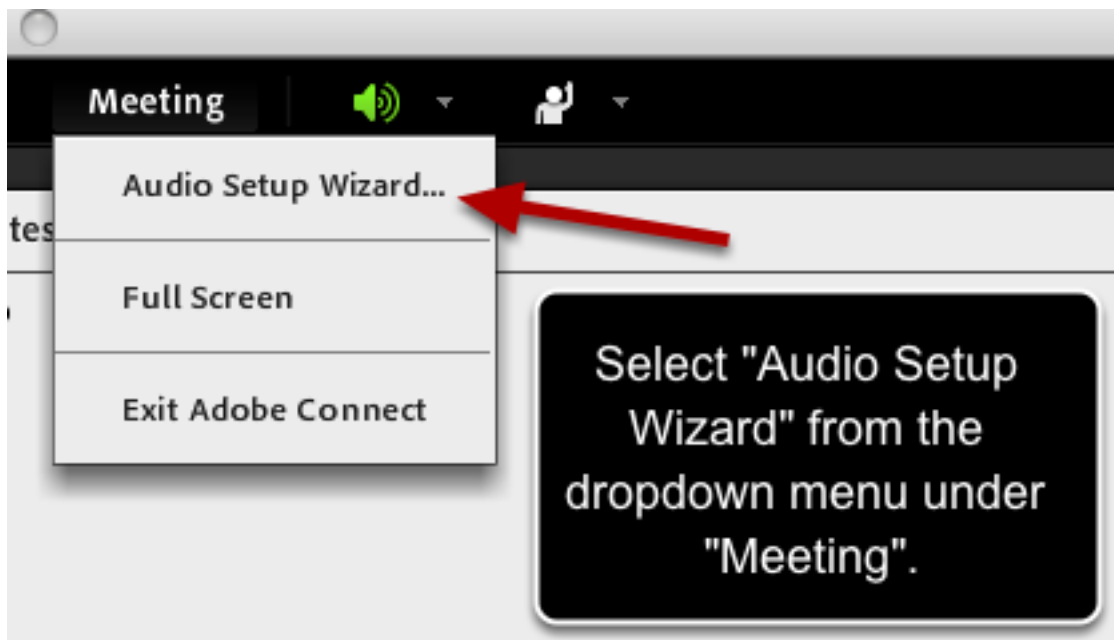
Enter with your login and password



Select enter as a guest. Then enter at least a first name.

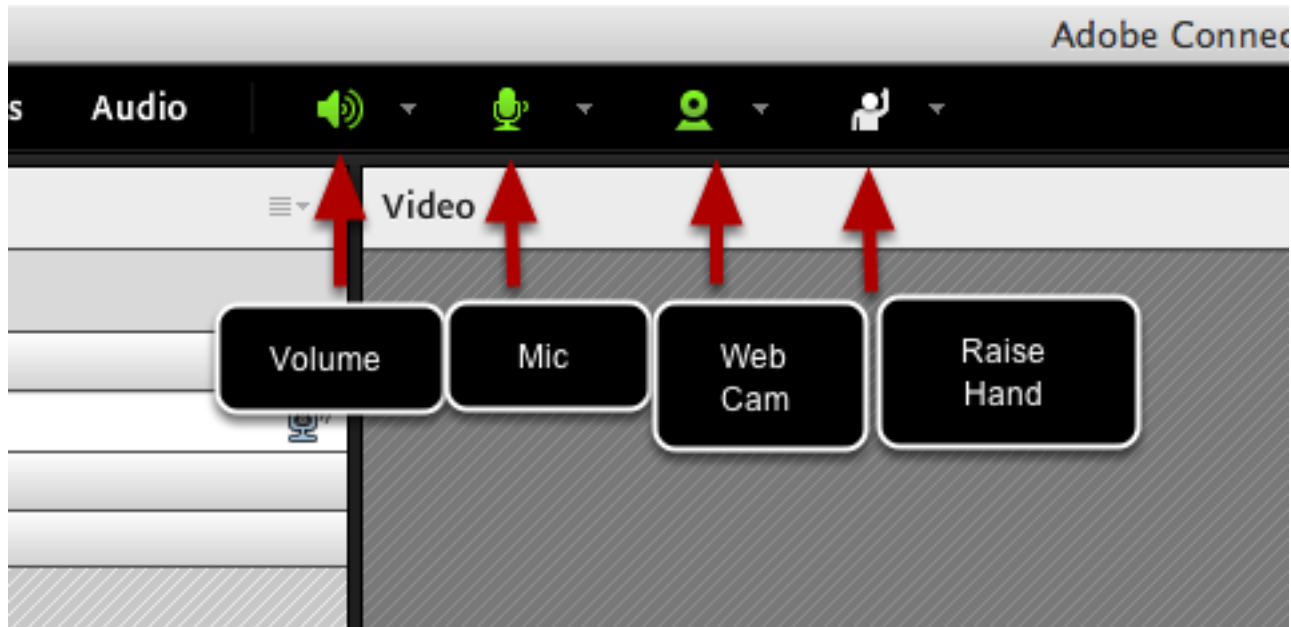
Visit the url (web link) provided by the meeting host. Be sure to enter as a guest.

Audio Setup Wizard



To be sure that you can hear, and that participants can hear you, run the Audio Setup Wizard. If you will be sharing video through a webcam, you can also test and select your camera under "Meeting"- "Preferences".

Communication Buttons



You can control your volume, select your microphone to talk, enable your cam, and raise your hand with the four communication icons located on your top toolbar. When a device is active, the icon will glow green.

Chat Pod



Use the chat pod to ask questions, enter comments, or to chat with other meeting participants.

For Best Performance

The following tips will help you achieve the highest quality meeting:

1. Connect through a wired internet connection.
2. Use a headset to avoid an echo.
3. When not speaking, do not click the mic button (to avoid an echo).
4. Get to your meeting a few minutes early in order to test your connection and settings.



Learn Adobe Connect 8

These tutorials and learning resources from Adobe and community experts provide a core overview of Adobe® Connect® 8.

Getting started

Setup

Installation and configuration for administrators

Tutorials

[Getting Started \(GS\) tutorials](#), [Learn Connect 8 show \(video series\)](#)

Overview

[What is Adobe Connect 8? \(video 04:04\)](#)

[Quick start guide for hosts \(PDF\)](#)

[Quick start guide for participants \(PDF\)](#)

[What's new for hosts \(video 02:52\)](#)

[What's new for presenters \(video 02:45\)](#)

[What's new for participants \(video 02:06\)](#)

Learn more

Meeting essentials

[Meeting roles and interface overview \(video 05:50\)](#)

[Attending a meeting \(video 01:50\)](#)

[Creating a meeting \(video 03:47\)](#)

[Sharing screens and applications \(video 03:59\)](#)

[Accessibility in Adobe Connect 8 \(video 03:11\)](#)

Setting up training sessions and events

[Training overview \(video 02:48\)](#)

[Creating courses and curriculums \(video 08:12\)](#)

[Events overview \(video 05:12\)](#)

Visit <http://www.adobe.com/support/connect/gettingstarted/index.html> for more help in getting started. Adobe provides quick and informative video tutorials, as well as a forum for users to post questions.